



Welding process

- MMA stick welding (WF108 - WF 111)
- Air Carbon Arc gouging (WF 108 - WF 111)
- TIG DC Lift start welding (WF 108 - WF 111)
- MIG/MAG short spray manual arc welding
- MIG/MAG short spray synergic arc welding (WF 108 - WF 111)

Materials

- Carbon steels
- Aluminized and galvanized steels
- Stainless steels
- Aluminum and aluminum alloys

Applications

- Light job shop fabrication
- Medium-heavy job shop fabrication
- Heavy job shop fabrication
- Building sites
- Shipyards
- Plants machinery construction
- Oil refinery plants construction
- Railway industry
- Machine and apparatus construction
- Military industry
- Repair and overhaul
- Workshops








Technical features

- Extremely rugged, reliable and easy-to-use systems
- High power at 100% of duty cycle
- Heavy duty and enviromental conditions, high service life
- High temperature, shockproof, abrasion resistant plastic case
- Excellent performances also with long power supply extension cables
- 230V power supply socket for preheater
- Wire feeder unit (2/4 rolls drive)
- Full parameters control panel on wire feeder unit
- Fully Selco designed wire drive unit
- Ø 200/300 mm wire spool compatible
- Full digital and user-friendly control panel
- Full digital and user-friendly LCD graphic display control panel (WF 111)
- Welding parameters digital display
- Last job settings auto-storage at switch-off
- Totally programmable user interface (WF 111)
- Programmable welding operations safety limits (WF 111)
- Lock-unlock function key protected by password (WF 111)
- Ideal for stick welding with all types of popular electrodes
- Built-in adjustable arc control features (hot start, arc force, antisticking)
- Multiple output choke selection
- 2/4 step operating mode
- Perfect arc ignition (soft start - motor slope)
- Burn-back and droplet detachment correction
- Crater filler operating mode
- Synergic operations from databank (32 pre-set programs) (WF 108/111)
- User-defined welding program storage capability (50 free memory locations) (WF 111)
- Spot welding mode
- Intermittent welding mode
- Euro adaptor - MIG/MAG torch compatible
- Push-pull torch device (WF 107/108)
- Remote control compatible
- Selco WU cooling unit compatible
- Controlled cooling operations
- Linear controlled fan on demand









Power source

			P	X%			P.F.	I₂	U_o	IP	mm l x w x h	Kg
PSM 408	3x230V MMA	40A	19,4kVA 18,0kW	40°C 40°C 40°C 25°C	35% 60% 100% 60%	400A 305A 235A 400A	0,93	30-400A	65V	21S	1060x400x780mm	162,0kg
	3x400V MMA	25A	19,4kVA 18,0kW	40°C 40°C 40°C 25°C	35% 60% 100% 60%	400A 305A 235A 400A	0,93	30-400A	65V	21S	1060x400x780mm	162,0kg
	3x230V MIG/MAG	40A	19,4kVA 18,0kW	40°C 40°C 40°C 25°C	35% 60% 100% 60%	400A 320A 250A 400A	0,93	30-450A	65V	21S	1060x400x780mm	162,0kg
	3x400V MIG/MAG	25A	19,4kVA 18,0kW	40°C 40°C 40°C 25°C	35% 60% 100% 60%	400A 320A 250A 400A	0,93	30-450A	65V	21S	1060x400x780mm	162,0kg

Power source





			P	X%			P.F.	I₂	U_o	IP	 mm l x w x h	 Kg
PSM 508	3x230V MMA	50A	27,0kVA 25,0kW	40°C 40°C 40°C 25°C	35% 60% 100% 60%	500A 385A 285A 500A	0,93	30-500A	74V	21S	1060x400x780mm	180,0kg
	3x400V MMA	35A	27,0kVA 25,0kW	40°C 40°C 40°C 25°C	35% 60% 100% 60%	500A 385A 285A 500A	0,93	30-500A	74V	21S	1060x400x780mm	180,0kg
	3x230V MIG/MAG	50A	27,0kVA 25,0kW	40°C 40°C 40°C 25°C	35% 60% 100% 60%	500A 400A 300A 500A	0,93	30-550A	74V	21S	1060x400x780mm	180,0kg
	3x400V MIG/MAG	35A	27,0kVA 25,0kW	40°C 40°C 40°C 25°C	35% 60% 100% 60%	500A 400A 300A 500A	0,93	30-550A	74V	21S	1060x400x780mm	180,0kg
PSM 708	3x400V MMA	63A	52,0kVA 48,0kW	40°C 40°C 40°C 25°C	30% 60% 100% 60%	700A 500A 390A 700A	0,93	30-700A	82V	21S	1060x400x780mm	202,0kg
	3x400V MIG/MAG	63A	52,0kVA 48,0kW	40°C 40°C 40°C 25°C	30% 60% 100% 60%	700A 500A 390A 700A	0,93	30-750A	82V	21S	1060x400x780mm	202,0kg

Wire feeder unit

	P	ϕ (m/min)	ϕ mm		ϕ mm	ϕ					IP	 mm l x w x h	 Kg
WF 107 SL 4R-2T	90W	1,5-22,0m/min	200/300mm	2 ● 4 ○	1,0/1,2mm ● 0,6-1,6mm ○ A 0,8-1,6mm ○ Z 1,2-2,4mm ○	●	●	○	○	23S	600x220x440mm	17,5kg	
WF 108 SL 4R-4T	90W	1,5-22,0m/min	200/300mm	4 ●	1,0/1,2mm ● 0,6-1,6mm ○ A 0,8-1,6mm ○ Z 1,2-2,4mm ○	●	●	○	○	23S	600x220x440mm	17,5kg	
WF 111 SW 2R-2T	90W	1,5-22,0m/min	200mm	2 ●	1,0/1,2mm ● 0,6-1,6mm ○ A 0,8-1,6mm ○ Z 1,2-2,4mm ○	●	●			23S	460x150x310mm	8,5kg	

● = Included ○ = Optional A = Aluminum Z = Cored

Cooling unit

		P		IP	 mm l x w x h	 Kg
WU 22	1x230V	1,0kW	4,0l	23S	250x150x700mm	16,0kg

Part No.	Description
PSM 408 - 3x230/400V - MIG/MAG welding configuration - Manual MIG welding	
51.04.040	PSM 408 230/400V
71.01.107	FEED UNIT - WF 107 2 ROLLS
71.03.022	COOLING UNIT WU 22
71.06.256	CABLE ASSEMBLY - WATER COOLED 70mm ² - L.1,3m
71.05.030	WORK CABLE - 70mm ² - L.4m
81.01.061	MIG/MAG WELDING TORCH MB 501 D - L.4m - LIQUID COOLED
72.01.001	PRESSURE LIMITER WITH PREHEATER AND FLOWMETER
PSM 408 - 3x230/400V - MIG/MAG welding configuration - Synergic MIG welding	
51.04.040	PSM 408 230/400V
71.01.108	FEED UNIT - WF 108 4 ROLLS
71.03.022	COOLING UNIT WU 22
71.06.256	CABLE ASSEMBLY - WATER COOLED 70mm ² - L.1,3m
71.05.030	WORK CABLE - 70mm ² - L.4m
81.01.061	MIG/MAG WELDING TORCH MB 501 D - L.4m - LIQUID COOLED
72.01.001	PRESSURE LIMITER WITH PREHEATER AND FLOWMETER

Part No.	Description
PSM 408 - 3x230/400V - MIG/MAG welding configuration - Building sites	
51.04.040	PSM 408 230/400V
71.01.111	FEED UNIT - WF 111
71.03.022	COOLING UNIT WU 22
71.06.257	CABLE ASSEMBLY - WATER COOLED 70mm ² - L.4m
71.05.030	WORK CABLE - 70mm ² - L.4m
81.01.061	MIG/MAG WELDING TORCH MB 501 D - L.4m - LIQUID COOLED
72.01.001	PRESSURE LIMITER WITH PREHEATER AND FLOWMETER
PSM 508 - 3x230/400V - MIG/MAG welding configuration - Manual MIG welding	
51.04.060	PSM 508 230/400V
71.01.107	FEED UNIT - WF 107 2 ROLLS
71.03.022	COOLING UNIT WU 22
71.06.256	CABLE ASSEMBLY - WATER COOLED 70mm ² - L.1,3m
71.05.030	WORK CABLE - 70mm ² - L.4m
81.01.061	MIG/MAG WELDING TORCH MB 501 D - L.4m - LIQUID COOLED
72.01.001	PRESSURE LIMITER WITH PREHEATER AND FLOWMETER
PSM 508 - 3x230/400V - MIG/MAG welding configuration - Synergic MIG welding	
51.04.060	PSM 508 230/400V
71.01.108	FEED UNIT - WF 108 4 ROLLS
71.03.022	COOLING UNIT WU 22
71.06.256	CABLE ASSEMBLY - WATER COOLED 70mm ² - L.1,3m
71.05.030	WORK CABLE - 70mm ² - L.4m
81.01.061	MIG/MAG WELDING TORCH MB 501 D - L.4m - LIQUID COOLED
72.01.001	PRESSURE LIMITER WITH PREHEATER AND FLOWMETER
PSM 508 - 3x230/400V - MIG/MAG welding configuration - Building sites	
51.04.060	PSM 508 230/400V
71.01.111	FEED UNIT - WF 111
71.03.022	COOLING UNIT WU 22
71.06.257	CABLE ASSEMBLY - WATER COOLED 70mm ² - L.4m
71.05.030	WORK CABLE - 70mm ² - L.4m
81.01.061	MIG/MAG WELDING TORCH MB 501 D - L.4m - LIQUID COOLED
72.01.001	PRESSURE LIMITER WITH PREHEATER AND FLOWMETER
PSM 708 - 3x400V - MIG/MAG welding configuration - Synergic MIG welding	
51.04.070	PSM 708 400V
71.01.10801	FEED UNIT - WF 108 4 ROLLS 700A
71.03.022	COOLING UNIT WU 22
71.06.273	CABLE ASSEMBLY - WATER COOLED 95mm ² - L.1.3m
71.05.035	WORK CABLE - 90mm ² - L.4m
81.01.061	MIG/MAG WELDING TORCH MB 501 D - L.4m - LIQUID COOLED
72.01.001	PRESSURE LIMITER WITH PREHEATER AND FLOWMETER
Accessories	
Remote control unit	
71.02.007	REMOTE CONTROL UNIT RC 07 - L.5m
73.10.054	REMOTE CONTROL CABLE - SPARE KIT
Torch	
81.01.041	MIG/MAG WELDING TORCH MB 36 KD - L.4m - AIR COOLED
81.01.060	MIG/MAG WELDING TORCH MB 501 D - L.3m - LIQUID COOLED
81.01.061	MIG/MAG WELDING TORCH MB 501 D - L.4m - LIQUID COOLED
81.01.085	MIG/MAG WELDING TORCH PP PLUS 401D - L.4m - LIQUID COOLED - 45°
81.01.086	MIG/MAG WELDING TORCH PP PLUS 401D - L.8m - LIQUID COOLED - 45°
81.01.083	MIG/MAG WELDING TORCH PP PLUS 401D - L.4m - LIQUID COOLED - STRAIGHT
81.01.084	MIG/MAG WELDING TORCH PP PLUS 401D - L.8m - LIQUID COOLED - STRAIGHT
Earth cable	
71.05.030	WORK CABLE - 70mm ² - L.4m
71.05.035	WORK CABLE - 90mm ² - L.4m

Part No.	Description
Wirefeeder	
71.01.107	FEED UNIT - WF 107 2 ROLLS
71.01.108	FEED UNIT - WF 108 4 ROLLS
71.01.10801	FEED UNIT - WF 108 4 ROLLS 700A
71.01.111	FEED UNIT - WF 111
73.10.051	FEED UNIT WHEELS - UPGRADE KIT
07.01.502	UPGRADE KIT FROM 2 ROLLS DRIVE TO 4 ROLLS DRIVE
73.11.007	PUSH PULL - UPGRADE KIT
Cable bundle	
71.06.259	CABLE ASSEMBLY 70mm ² - L.1,3m
71.06.260	CABLE ASSEMBLY 70mm ² - L.4m
71.06.261	CABLE ASSEMBLY 70mm ² - L.10m
71.06.256	CABLE ASSEMBLY - WATER COOLED 70mm ² - L.1,3m
71.06.257	CABLE ASSEMBLY - WATER COOLED 70mm ² - L.4m
71.06.258	CABLE ASSEMBLY - WATER COOLED 70mm ² - L.10m
71.06.268	CABLE ASSEMBLY - WATER COOLED 70mm ² - L.15m
71.06.270	CABLE ASSEMBLY - WATER COOLED 70mm ² - L.20m
71.06.276	CABLE ASSEMBLY - WATER COOLED 70mm ² - L.30m
71.06.273	CABLE ASSEMBLY - WATER COOLED 95mm ² - L.1.3m
71.06.274	CABLE ASSEMBLY - WATER COOLED 95mm ² - L.4m
71.06.275	CABLE ASSEMBLY - WATER COOLED 95mm ² - L.10m
Cooling unit	
71.03.022	COOLING UNIT WU 22
18.91.001	ANTIFREEZING LIQUID (10kg)
Other	
72.01.001	PRESSURE LIMITER WITH PREHEATER AND FLOWMETER
72.01.007	PRESSURE LIMITER - IT
72.04.001	ARGON-CO2 GAS FITTING